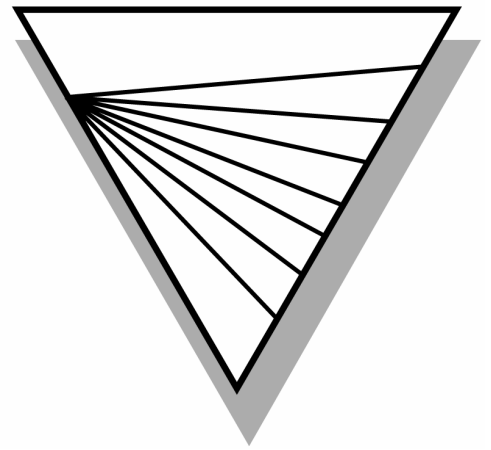
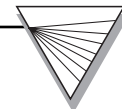


RESEARCH





CENTERS, INSTITUTES, AND LABORATORIES

CENTERS AND INSTITUTES

Achievement Center	Center for Outreach in School Leadership Development
Applied Geophysics Center	Center for Sports Education
Arnold Shaw Center for Pop Music	Center for Teaching and Learning
Arthur C. Clark Center for Imagination & Opportunity	Center for Urban Horticulture & Water Conservation
Black Mountain Institute	Center for Urban Partnerships
Cannon Center for Survey Research	Center for Volcanic and Tectonic Studies
Center for Academic Enrichment and Outreach	Center for Workforce Development and Occupational Research
Center for Advanced Research	Cognitive Interference Laboratory
Center for Advanced Study of Algorithms	English Language Center
Center on Aging	Exceptional Children's Services
Center for the Analysis of Crime Statistics	Center for Gaming Research
Center for American Indian Research and Education	Harry Reid Center for Environmental Studies
Center for Applied Mathematics and Statistics	High Pressure Science and Engineering Center
Center for Atmospheric, Oceanic & Space Sciences	Hospitality Research and Development Center
Center for Autism Spectrum Disorders	Information Science Research Institute
Center for Business and Economic Research	Institute for Security Studies
Center for Cybersecurity Research	International Gaming Institute
Center for Democratic Culture	International Institute of Modern Letters
Center for Disability and Applied Biomechanics	Jean Nidetch Women's Center
Center for Economic & Entrepreneur Education	Language Resource Center
Center for Educational Policy Studies	Lied Institute for Real Estate Studies
Center for Educational Research and Planning	Literacy Development Center
Center for Energy Research	National Supercomputing Center for Energy and the Environment
Center for Energy Materials Interaction Technology Initiative of Nevada Center (EMITION)	Nevada Center for Advanced Computation Methods
Center for Entrepreneurship (E-center)	Nevada Institute for Children's Research and Policy
Center for Evaluation and Assessment	Nevada Manufacturing Research Center
Center for Excellence in Women's Health	Nevada Nanotechnology Center
Center for Health Disparities Research	Nevada Small Business Development Center
Center for Health Information Analysis	Oral History Research Center
Center for Health Promotion	Osher Life Long Learning Institute
Center for Individual, Couple, and Family Therapy	Professional Development Center
Center for Information & Communication Technology	Saltman Center for Conflict Resolution
Center for Materials & Structures	Transportation Research Center
Center for Mathematics and Science Education	UNLV Public Lands Institute
Center for Mechanical and Environmental Systems Technology	Women's Research Institute of Nevada
Center for Molecular Medicine and Radiation Biology	
Center for Multicultural Education	

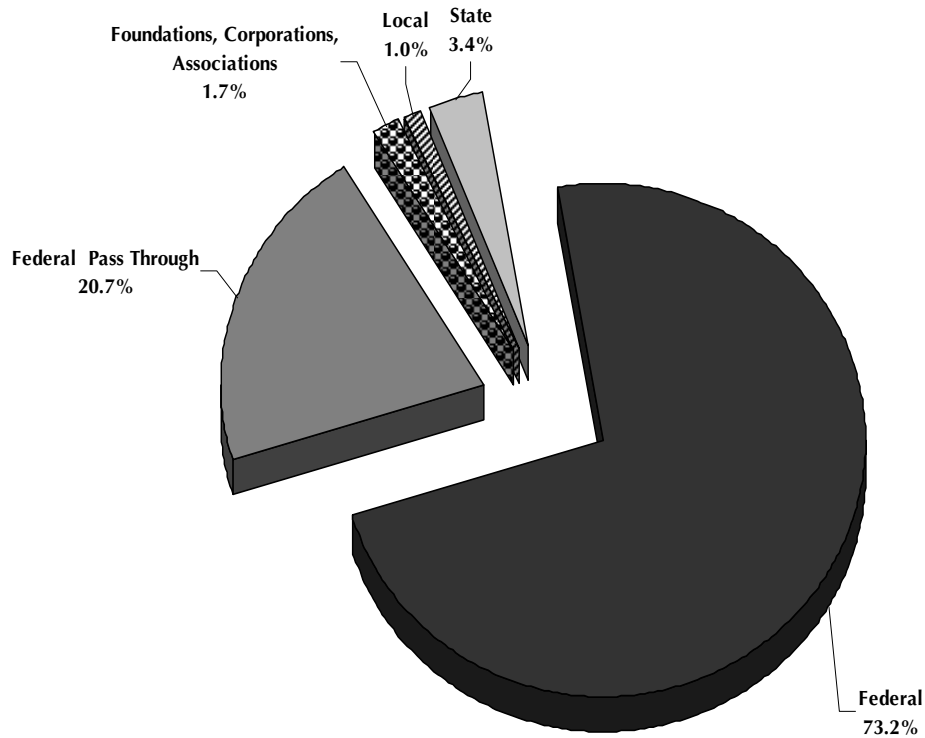
LABORATORIES

Biomechanics Laboratory
Engineering Geophysics Laboratory
Exercise Physiology Laboratory
Motor Behavior Laboratory
Transmission Electron Microscopy Laboratory

Note: Research centers as of 3/07.

Source: Office of the Vice President for Research

SPONSORED PROGRAMS AWARDS BY SPONSOR FISCAL YEAR 2006



Sponsor	No. of Awards	Amount	%
Federal ¹	136	68,795,338	73.2
Federal Pass Through ²	201	19,430,774	20.7
Foundations, Corporations, Associations ³	41	1,562,413	1.7
Local	22	1,010,880	1.0
State	73	3,231,929	3.4
TOTAL	473	\$94,031,334	100.0

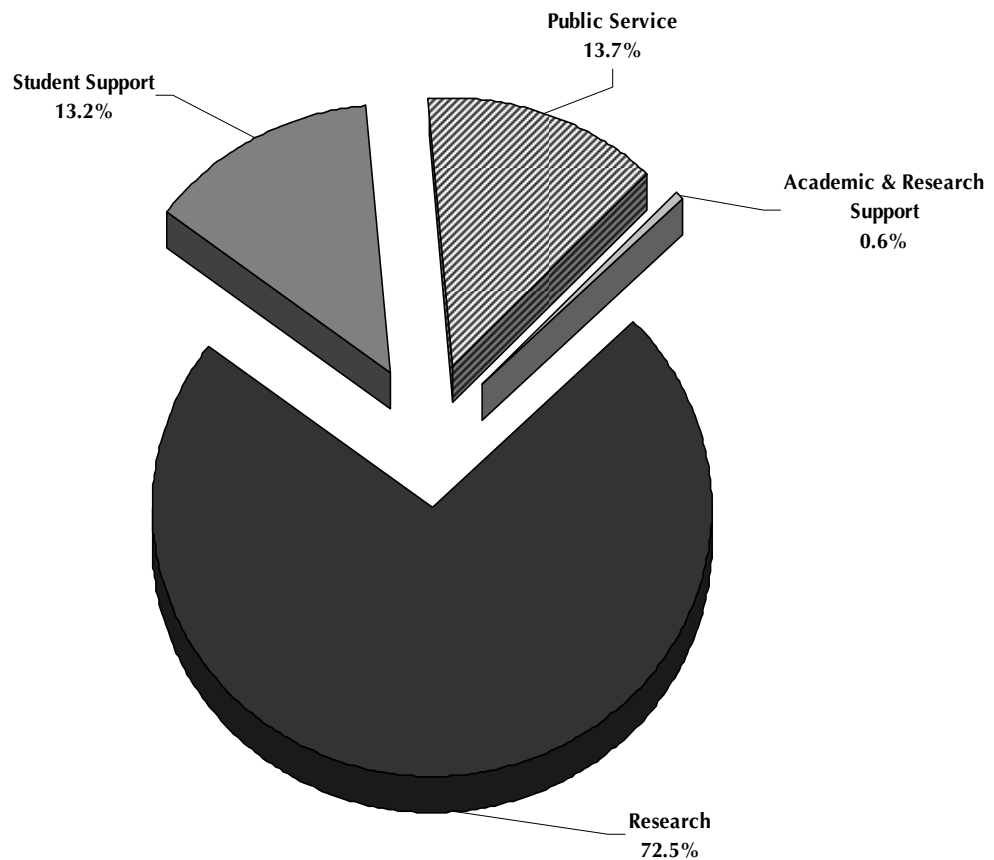
Note: ¹Includes 17 awards totaling \$26,542,604 funded through the Research Foundation.

²Local agencies receiving federal assistance funds channeled through the state.

³Does not include the UNLV Foundation.

Source: Office of Sponsored Programs

SPONSORED PROGRAMS AWARDS BY BUDGET AREA FISCAL YEAR 2006

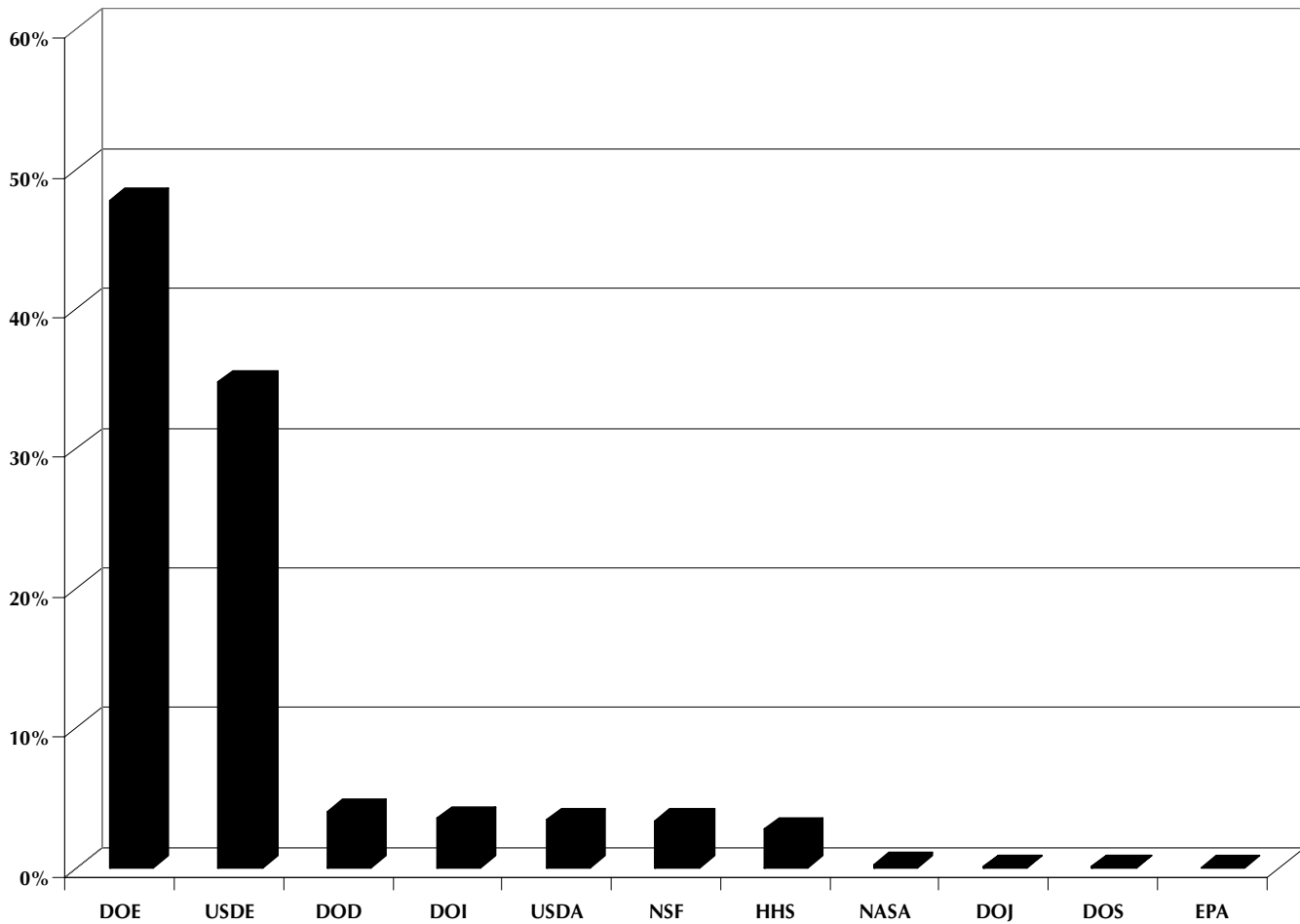


Budget Area	No. of Awards	Amount	%
Public Service	29	12,910,315	13.7
Academic & Research Support	10	490,599	0.6
Research ¹	430	68,191,357	72.5
Student Support	4	12,439,063	13.2
TOTAL	473	\$94,031,334	100.0

Note: ¹Includes 17 awards totaling \$26,542,604 funded through the Research Foundation

Source: Office of Sponsored Programs

SPONSORED PROGRAMS DISTRIBUTION OF FEDERAL SPONSORS FISCAL YEAR 2006

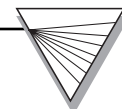


Federal Agency	Amount	No. of Awards	%
Department of Energy (DOE)	\$32,877,641	61	47.8
Department of Education ¹ (USDE)	23,899,043	7	34.7
Department of Defense (DOD)	2,774,864	5	4.0
Department of Interior (DOI)	2,414,468	22	3.5
Department of Agriculture (USDA)	2,348,898	6	3.4
National Science Foundation (NSF)	2,311,242	18	3.4
Department of Health and Human Services (HHS)	1,895,465	8	2.8
National Aeronautics & Space Administration (NASA)	163,137	4	0.2
Department of Justice (DOJ)	49,332	1	0.1
Department of State (DOS)	39,748	1	0.1
Environmental Protection Agency (EPA)	21,500	3	0.03
TOTAL	\$68,795,338²	136	100.0%

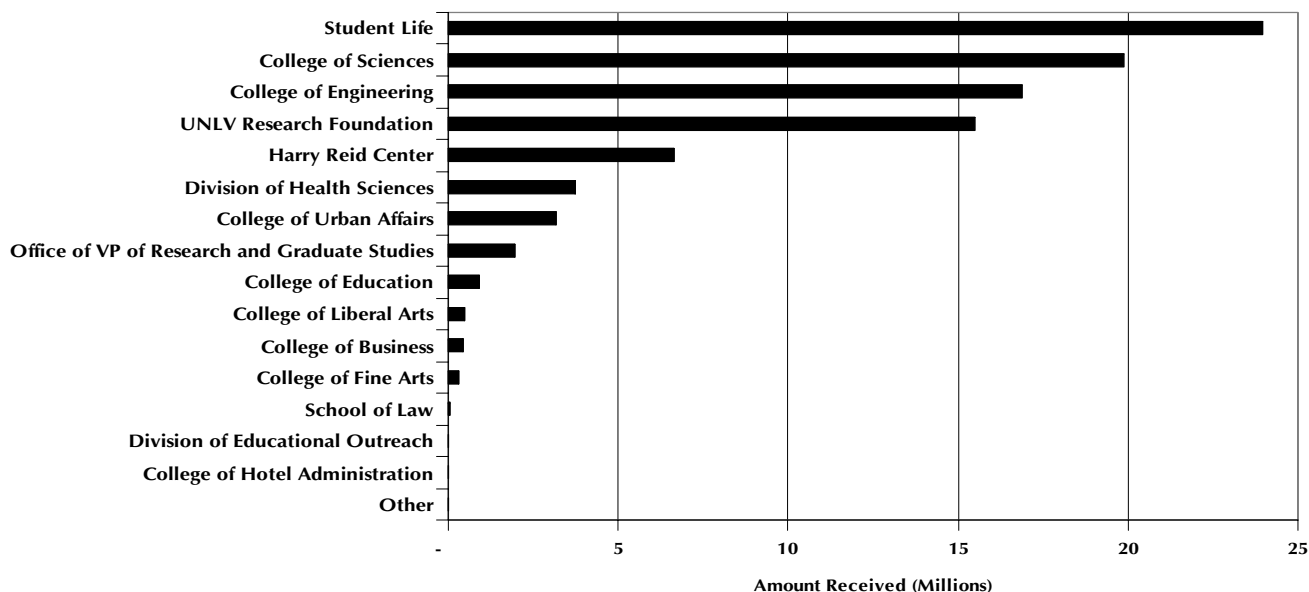
Notes: ¹Includes 3 awards totaling \$12,413,377 in student financial assistance.

²Includes 16 awards totaling \$26,042,604 funded through the Research Foundation.

Source: Office of Sponsored Programs



SPONSORED PROGRAMS NUMBER OF AWARDS AND AMOUNT RECEIVED BY UNIT¹



Unit	Amount Received ²	No. of Awards
Student Life ³	\$ 23,949,933	11
College of Sciences	19,853,001	153
College of Engineering	16,878,123	129
UNLV Research Foundation	15,503,078	5
Harry Reid Center	6,641,045	40
Division of Health Sciences	3,765,550	29
College of Urban Affairs	3,164,434	25
Office of VP of Research and Graduate Studies	1,957,874	16
College of Education	947,794	20
College of Liberal Arts	483,684	17
College of Business	469,136	17
College of Fine Arts	320,855	4
School of Law	53,332	2
Division of Educational Outreach	23,745	1
College of Hotel Administration	10,150	3
Other ⁴	9,600	1
TOTAL	\$94,031,334	473

Notes: ¹Project funding from external sources (grants and contracts). Does not include gifts to the UNLV Foundation.

²Awards represent total funding committed to a project by the sponsoring agency during FY 2006.

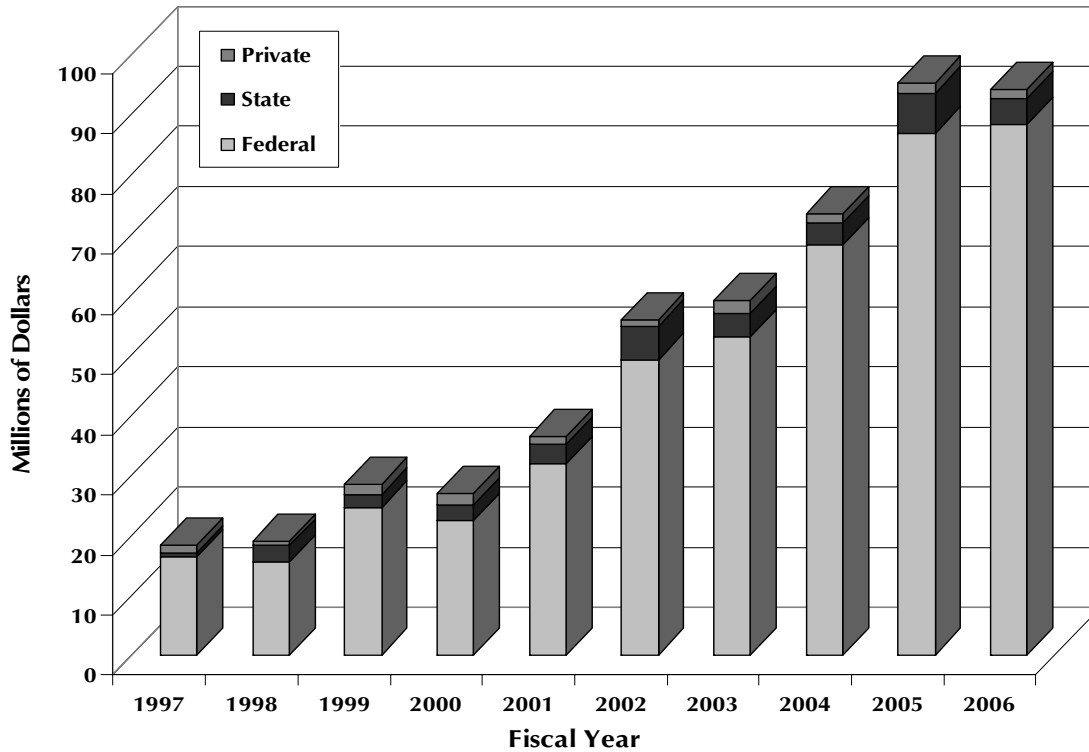
³Includes 3 awards totaling \$12,413,377 in student financial assistance.

⁴Includes Physical Plant, Environmental Health & Safety

Source: Office of Sponsored Programs

SPONSORED PROGRAMS AWARDS

FISCAL YEARS 1997 to 2006



Fiscal Year	Federal	State	Private	Total
1997	16,302,522	659,329	1,373,454	18,335,305
1998	15,432,160	2,736,790	810,362	18,979,312
1999	24,475,852	2,198,964	1,663,996	28,338,812
2000	22,305,661	2,713,789	1,798,779	26,818,229
2001	31,839,372	3,224,735	1,258,700	36,322,807
2002	49,075,980	5,476,131	1,238,732	55,790,843
2003	52,843,630	3,971,193	2,201,254	59,016,077
2004	68,234,773	3,646,387	1,540,396	73,421,556
2005	86,748,395	6,649,698	1,642,998	95,041,091
2006	\$ 88,226,112	\$ 4,242,809	\$ 1,562,413	\$ 94,031,334

Source: Office of Sponsored Programs