



UNIVERSITY OF NEVADA, LAS VEGAS

FACTS AND FIGURES

2005-06

HISTORY

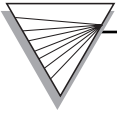
- 1957 Officially founded as the southern regional division of the University of Nevada. Opens first classroom and administration building.
- 1965 Nevada Legislature names the school Nevada Southern University. Board of Regents hire the campus' first president.
- 1968 Granted autonomy under the state's higher education system, giving it status equal to the University of Nevada, Reno.
- 1969 Board of Regents approves present name: University of Nevada, Las Vegas.

CAMPUS SIZE

| | |
|--------------------|-----------|
| Main Campus | 340 acres |
| Shadow Lane Campus | 18 acres |

ACADEMIC DIVISIONS

- College of Business
- College of Education
- College of Fine Arts
 - School of Architecture
- College of Liberal Arts
- College of Sciences
- Hank Greenspun College of Urban Affairs
 - School of Social Work
 - Hank Greenspun School of Journalism and Media Studies
- Division of Educational Outreach
- Division of Health Sciences
 - School of Dental Medicine
 - School of Allied Health Sciences
 - School of Nursing
 - School of Public Health
- Graduate College
- Honors College
- Howard R. Hughes College of Engineering
 - School of Computer Science
- University College
- William F. Harrah College of Hotel Administration
- William S. Boyd School of Law



UNIVERSITY OF NEVADA, LAS VEGAS

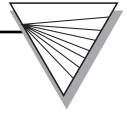
FACTS AT A GLANCE

FALL 2005

| | | |
|--|---------------------------|------------|
| DEGREE PROGRAMS OFFERED (Fall 2005) | Undergraduate | 107 |
| | Certificates | 4 |
| | Bachelor's | 103 |
| | Graduate | 121 |
| | Certificates | 10 |
| | Master's | 74 |
| | Specialist in Education | 3 |
| | Doctoral | 32 |
| | Juris Doctorate | 1 |
| | Doctor of Dental Medicine | 1 |
| | Total | 228 |

| | | |
|-------------------|---|---------------------------|
| ENROLLMENT | Admitted Undergraduates | 21,004 |
| | Non-Admitted Undergraduates | 1,073 |
| | Total Undergraduates Students | 22,077 |
| | Master's | 3,036 |
| | Doctoral | 697 |
| | Law | 477 |
| | Dental Medicine | 309 |
| | Non-Admitted Graduates | 1,527 |
| | Total Graduate and Professional Students | 6,046 |
| | Total Headcount Students | 28,104¹ |
| | Total FTE Students | 20,425 |
| | Total Residents | 21,398 |
| | Undergraduate Residents | 16,632 |
| | Graduate Residents | 4,046 |
| | Professional Residents | 720 |
| | Total Non-Residents | 6,706 |
| | Undergraduate Non-Residents | 5,445 |
| | Graduate Non-Residents | 1,195 |
| | Professional | 66 |
| | Total Ethnic Minorities | 8,767 |

Note: ¹Students enrolled in Professional/Graduate dual degree programs are included in both categories. However, overall totals reflect unduplicated counts and thus may not equal the sum of the categories.



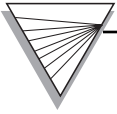
UNIVERSITY OF NEVADA, LAS VEGAS
FACTS AT A GLANCE
 Fiscal Year 2005

| STUDENT FINANCIAL AID | FY 2005 |
|----------------------------------|--------------------|
| Federal | \$ 90,721,217 |
| State | 27,814,451 |
| Institutional | 16,437,028 |
| Private | 16,643,268 |
| Total Aid | 151,615,964 |

| STATE APPROPRIATED REVENUES | FY 2005 |
|------------------------------------|-----------------------|
| General Fund | \$ 148,751,894 |
| Other Revenue Sources (adjusted) | 70,382,190 |
| Total Revenue | \$ 219,134,084 |

| ENDOWMENTS (Fair Market Value) | FY 2005 |
|---------------------------------------|-----------------------|
| UNLV Foundation | \$ 65,072,860 |
| Board of Regents | 43,388,509 |
| Combined Value | \$ 108,461,369 |

| RESEARCH AWARDS | FY 2005 |
|------------------------|----------------------|
| Research Awards | \$ 95,041,091 |



UNIVERSITY OF NEVADA, LAS VEGAS

COST OF ATTENDANCE

2005-06

UNDERGRADUATE AND GRADUATE

TUITION AND FEES

Annual

| | |
|---|----------|
| Undergraduate (15 credits per semester) | \$ 2,940 |
| Graduate (9 credits per semester) | 2,448 |
| Additional non-resident tuition | 9,467 |

Per Credit (full-time)

| | | |
|---------------|-------------------|--------------------------|
| Resident | Undergraduate: | \$ 98.00 per credit hour |
| | Graduate: | \$136.00 per credit hour |
| Non-residents | Undergraduate: | \$ 98.00 per credit hour |
| | Graduate: | \$136.00 per credit hour |
| | Non-resident fee: | \$ 4,733.50 per semester |

Note: Does not include \$4/credit technology fee

ROOM AND BOARD

| | |
|-----------------------|---|
| Room | \$ 5,278 per year |
| Board | \$ 3,048 per year (includes 19 meal-per-week plan) |
| Room and Board | \$ 8,326 per year |

PROFESSIONAL SCHOOLS

WILLIAM S. BOYD SCHOOL OF LAW

| | |
|-------------------|--|
| Full-time program | Tuition: \$ 8,900 per year for residents |
| | \$ 17,800 per year for non-residents |
| Part-time program | Credit load: 8-11 credits per semester |
| | \$317/credit hour for Nevada residents |
| | \$635/credit hour for non-residents |

SCHOOL OF DENTAL MEDICINE

| | |
|------------------|---|
| Tuition and fees | \$30,650 per year (3 semesters) for residents |
| | \$53,150 per year (3 semesters) for non-residents |